
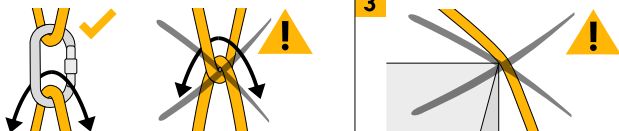


1

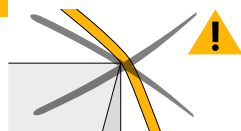
Rope unpacking




2



3

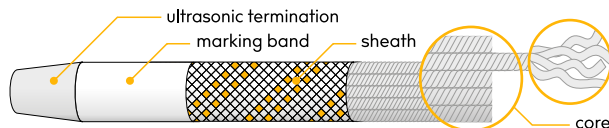


4



5

Kernmantle rope construction



Reading and understanding instruction for use are required to use this product.

Bez důkladného pročtení a pochopení návodu k použití nepoužívejte tento výrobek.

**Route 44 – highway to the Future**

- Route 44 technology invented & patented by SINGING ROCK.
- Ropes R44 are: compact, soft, light, durable.
- Optimum number of yarns in sheath.
- Route 44 – technologie vyvinutá a patentovaná firmou SINGING ROCK.
- Lana R44 jsou: kompaktní, měkká, lehká, s vysokou životností.
- Ideální počet přízí v opletu.

3
YEARS

3 years guarantee.
3 roky záruka.



Retain in case of a claim on the guarantee!
Uchovejte pro případnou reklamaci!

ver. 16S98022749 0623

SINGING ROCK s.r.o.

Poniklá 317 • 514 01 Poniklá • Czech Republic
Tel. +420 481 585 007 • email: info@singingrock.cz
www.singingrock.com



singingrock.page




singingrock_official



**singing
rock®**

STATIC R44 NFPA 13



class	general use life safety rope
minimum breaking strength	47 kN
diameter	13.0 mm
elongation at 1.35 kN (300 lbf)	= 3.4 %
elongation at 2.7 kN (600 lbf)	= 5.4 %
elongation at 4.4 kN (1000 lbf)	= 7.6 %
type of fiber	100 % polyamide
knot breaking force	30 kN
weight	108.7 g/m
mass of the core / outer sheath	26 % / 74%

ROPE JOURNAL

Date of entry	Ascended [m]	Descended [m]	Falls sustained	Date of entry	Ascended [m]	Descended [m]	Falls sustained
Date of purchase:				Date of first use:			
Putting out of use (reason):							

NFPA

MANUFACTURER:

SINGING ROCK s.r.o.,

Poniklá 317, 514 01 Poniklá, Czech Republic

APPROVED BY:

VVUÚ, a.s., Pikartská 1337/7,

716 07 Ostrava-Radvanice, Czech Republic

IN ACCORDANCE WITH THE NATIONAL FIRE PROTECTION ASSOCIATION STANDARD ON LIFE SAFETY ROPE AND EQUIPMENT FOR EMERGENCY SERVICES NFPA 1983 (2017).

MEETS THE LIFE SAFETY ROPE REQUIREMENTS OF NFPA 1983, INCORPORATED IN THE 2022 EDITION OF NFPA 2500.

WARNING!

This rope can be used and reused only if following criteria are met:

- Rope has not been visually damaged.
- Rope has not been exposed to heat, direct flame impingement, or abrasion.
- Rope has not been subjected to any impact loads.
- Rope has not been exposed to liquids, solids, gases, mists, or vapors of any chemical or other material that can deteriorate rope.
- Rope passes inspection when inspected by a qualified person following the Singing Rock inspection procedures both before and after each use.

If above criteria are not met, put the rope out of service at once. If rope does not pass the inspection or if there is any doubt about the safety or serviceability of rope put the rope out of service at once.

OTHER INSTRUCTION TO ROPE USER

- Inspect rope periodically according Singing Rock inspection procedure. This procedure can be found at www.singingrock.com (excerpt overleaf).
- Remove the rope from service and destroy it, if rope does not pass the inspection or if there is any doubt about the safety or serviceability of rope.
- Protect the rope from abrasion.
- Do not expose the rope to flame or high temperatures and carry the rope where it will be protected as the rope could melt or burn and fail if exposed to flame or high temperature.
- Keep the product labels and user information/instruction after they are removed/separated from the rope and retain them in the permanent rope record. Copy the product labels and user information/instruction and keep the copies with the rope.

- Refer to user instruction/information before and after each use.
- You can be killed or seriously injured if you do not read and understand and follow user instruction/information.
- Additional information regarding safety can be found in NFPA 1500, Standard on Fire Department Occupational Safety and health Program and in NFPA 1858 and in 1983, Standard on Life Safety Rope and Equipment for Emergency Services, incorporated in NFPA 2500, 2022 edition.

HOW TO INSPECT YOUR DYNAMIC OR STATIC ROPE DEFINITIONS

sheath is outer layer made of strands (32, 36, 40, 44, 48 strands); core is rope's inner structure; strand is element in sheath consisting of separate yarn; yarn is element consisting of fibers; fiber is item that is purchased by manufacturers to produce ropes; filament is basic (hair-like) single element.

HOW OLD IS THE ROPE?

Find this on rope's label or inside of the rope on inserted tape.

IS YOUR ROPE IN GOOD SHAPE?

Keep the record of any events while using this rope. Compare the number of arrested falls with the number of falls guaranteed. If the reality exceeds guaranteed number of falls, put the rope out of service at once. If the rope sustained high factor fall or the fall over the sharp edge, put the rope out of service at once.

SHEATH

No yarn can be broken (discontinuous). If such thing happened, put the rope out of service at once. Single filaments of the yarn can be damaged (rope looks fuzzy). You must not be able to see the core through the thin sheath (for the reason that so many fibres are broken). If that's the case, do not use your rope anymore.

Local colouring (stains, spots, etc.) of the sheath wash in the lukewarm water. If the stains or spots do not disappear, damage was caused by unknown chemical, put the rope out of service at once. Glossy surface also suggests putting the rope out of service immediately. High temperatures are permanently damaging synthetic fibres.

CORE

Hard section under the sheath or section of the rope with reduced or bigger diameter indicates possible local damage of one or more core yarn. As it is not possible to see inside of the rope, if you find suspicious place it is advised to put the rope out of service at once.

FURTHER RECOMMENDATIONS

While placing the running belay (or top-roping), never allow your rope to run through other textile product (slings, tape, etc.). The immediate effect is that one of the two items in the safety chain will break at once while rubbing onto the other item (rope on sling, rope on accessory cord, for example).